

Oct. Dec.
2012

METCA WAYBILL



Vol. 34
Iss. 4

Metropolitan Division — Train Collectors Association

Holidays At METCA



Update on METCA Events



Trains under the Tree



Wilmington NC Museum

Metropolitan Division Waybill Train Collector's Association Vol. 34 Issue 4

Board of Directors 2012-2013

President~ Stu Rankin
Vice President~ Steve Musso
Secretary~ Robert Amling
Treasurer~ Sam Deo
Director~ Larry Laskowski
Director~ Rem Hunnewell
Director~ Don Brill
Director~ Ben Fioriello
Past President~ Scot Kienzlen



TCA MISSION STATEMENT

To develop an appreciation of and to preserve an important segment of history~ Tinplate Toy Trains~ through research, education, community outreach, fellowship, establishment of collecting standards, and to promote the growth and enjoyment of collecting and operating toy, model, and scale trains.

CONTACT METCA

Website - www.METCA.org

Webmaster – METCA and 2015 Convention

Jeffery Corrick: <mailto:clint@clintjefferies.com>

Discussion - <http://groups.yahoo.com/group/METCA/>

METCA Kid's Club

Co-Chairs – Steve Musso, Mark Ranzie

<mailto:KidsClub@metca.org>

Correspondence, membership and mail issues:

METCA Secretary 2023 Coyle St. Brooklyn, NY 11229

Phone: 718-541-8619

Fax: 718-934-2548

Email: <mailto:Secretary@metca.org>

Talk to me directly

Stu Rankin, President, 917-593-3990

Train Collector's Association Application

www.tcamembers.org/membership/application.pdf

Metropolitan Division (METCA) Application

www.metca.org/join_metca_membership.shtml

Train Collectors Association National Officers

President~Carol R. McGinnis

President- elect~ Robert J. Obara

Vice-President~ Katie Elgar

Secretary~ Christie Wilson

Treasurer~ Robert "Bob" Mintz

Operations Manager~ John V. Luppino

jluppino@traincollectors.org

TCA National Website

<http://www.traincollectors.org/>

The views expressed by the contributors to this publication are their own and not necessarily those of the Waybill editor or of the Train Collectors Association



Inside This Issue:

Holidays find trains under the tree and we have recollections of childhood memories that should inspire you to play with a train and the kids under the tree. We also take a trip to the Wilmington North Carolina Railroad Museum where they have a great children's area with a three rail layout. Stu Rankin muses on the Holiday season and Don Brill updates us on the 2015 Convention. So... grab a cup of coffee, thumb through and enjoy!

Coming in the next Waybill:

News from Mt Arlington and the rescheduled Howard Beach Show and The Annual Banquet.~ More details on our first-ever METCA college scholarship~ We gear up for the 2015 convention, articles from MIGS? Oh Yes!

Asking for your help!

...This is your Waybill Folks! We want to hear from our MIGS about what they are doing in this hobby. Send us some news, a photo(s), or a story. I want to see your name in the byline! Send your info to me at laskowsl@optonline.net

On The Cover:

Festive recollections of trees, trains and children enjoying the hobby adorn our cover for this issue. On behalf of the METCA Board of Directors, I would like to wish you and all those you love a Merry Christmas and a very Happy Holiday season. May Santa leave for you under the tree, a toy train.

Since 1946

(516) 378-9594

NASSAU HOBBY CENTER

L.I. Largest Train Dealer
Lionel - HO - N - LGB
Models - Toys - Boats - Planes
www.nassauhobby.com

13 W. Merrick Rd.

Freeport, N.Y. 11520

Sandy, Sandy, Sandy. Wow. Hurricane Sandy hit the METCA region hard, very hard. From the Jersey Shore to the tip of Long Island, and everywhere in between, there was massive devastation. As people's personal possessions were being washed away or crushed by falling trees, it makes you think about how valuable and precious life really is. Value, no cherish, your friends. Never postpone joy. It's hardly worth mentioning, but mention it I shall. Due to the effects of Sandy, our November Annual Banquet had to be postponed, our November Howard Beach Show was cancelled, and our December Mt. Arlington Mini Meet was cancelled. In the grand scheme of things, there are small prices to pay compared to what some people had to (and still are) endure. Look for our rescheduled Banquet at the NJ Hi-Railers on January 5th, 2013.



Please come out to join us and spend an evening with your train friends. As I said, never postpone joy, and after Sandy, we can all use a little more joy in our lives. Friendship and joy will be in abundance at our annual Banquet. Changing gears, don't forget about "Destination - St. Louis", the 2013 TCA Convention is in St. Louis. Registration begins Jan. 1, 2013 at www.TCA59.org and I hope to see you there. Now's your last chance to order your 2013 METCA Division Cars. Also, starting in Jan. 2013, we'll be starting our regular meetings in preparation for the 2015 TCA National convention, being hosted by METCA. Don't forget to see the other nuggets of good information spread throughout this 10-page EXPANDED issue of the Waybill. Finally, on behalf of your entire METCA BOD, allow me to wish you a Merry Christmas (or the holiday that you celebrate) and a Happy New Year.



From The Editor's Desk

~ Larry Laskowski

Welcome to the winter 2012 Waybill. First, I hope that all of us managed to get through Hurricane "Sandy" safe and sound. It was a devastating storm and our hearts go out to all that were impacted. Several METCA events are being rescheduled; see the story inside. I was thinking about the Christmas and Holiday season and the pleasant memories of Holiday layouts and trains at Christmas. You'll find a potpourri of images on the cover as well as a collection of layouts and memories. In the fall 2012 waybill, the column on **Layout building** talked about what Scot and Sam were doing with their layouts and structures. Are you inspired? It's not too late as you read this to get busy with a Holiday layout! If you happen to be near Wilmington North Carolina this Holiday season, stop and see the RR museum there in an original Atlantic Coast Line RR structure. The Children's area and layout are especially wonderful. Enjoy the article on the Museum in this issue. The Waybill has some great photos from The Wilmington RR Museum in North Carolina! In the meantime, enjoy this edition of the Waybill. I hope you like it.



Announcing METCA Scholarships

~ Scot Kienzlen

METCA's Scholarship Program is in full swing for 2013! The Committee convened and it was decided that the subject of our first \$500.00 scholarship essay will be "The Importance of Preserving Toy Train History", so candidates, put your thinking caps on! The scholarship is open to any current high school Senior who plans to attend an accredited college, university, or other school beyond high school on or before September, 2013; is a METCA Member In Good Standing (MIGS), or has a parent, guardian or grandparent who is a METCA MIGS (please note that METCA MIGS are also current with TCA national dues)

Due to the ravages of Hurricane Sandy, we are unable to complete the application & instruction forms in time for this edition of The Waybill. Please check our website, www.metca.org for those forms in January, 2013; or send a "Letter of Intent" to me at friendlytm@hotmail.com. Good luck to ALL applicants! ~Scot Kienzlen, Scholarship Committee Chair.



JOSEPH L. MANIA
Toy Train Reproductions and Restorations

17 Douglas Rd.
Freehold NJ 07728
(732) 303-8299
www.JLMTRAINS.com

Reproduction Standard & 2 7/8 Inch Gauge Trains and Accessories
Repairs and Restorations on All Types of Toy Trains



Certified Lionel & MTH Factory
Trained Service Technician

Rem Hunnewell, TD
TCA 75-7642



(732) 660-7062
Oakhurst, NJ 07755
www.thetraindoctor.com

Toy Trains - Bought & Sold
Repairs@thetraindoctor.com



Don Brill

In my past three Waybill articles, I have explained the reason(s) for having a convention, detailed the convention committee structure and highlighted the schedule of planned activities, events and tours that go on during the eight (8) day convention week. The convention will start on Saturday June 20 and run through Sunday June 28, 2015.

I am pleased to report that your convention committee is hard at work on the behind the scenes details. We are planning a meeting in January, date TBA. We are still in need of volunteers to help with convention happenings which include serving on the various committees. So be involved in this great happening, contact any convention committee chairman or me at ernabuck39@verizon.net, or 973-361-0723.

As I have said before, THIS IS A VERY BIG DEAL! BE A PART OF IT!!!! Don Brill, Convention Chairman TCA 73-5930



Hurricane Sandy Impacts METCA Events

Perhaps it was the Storm of the Century. Its size and sheer force were unbelievable. I can say almost everyone in the Division was likely impacted in some way with devastation, loss of essential services and significant impact on our livelihoods. Many are still dealing with the aftereffects. I sincerely hope that you made it through the storm safe and sound. The damage we all experienced can be addressed but what is important is that you and loved ones are unharmed.

METCA events were impacted as well. Because of the resulting disruption, your BOD and event chairmen thought it appropriate to delay scheduled events. Here is a summary of re-scheduled and postponed events:

The Annual Banquet....Co-Chairmen Ben Fioriello and Larry Laskowski report that the banquet has been rescheduled to Saturday January 5th 2013 at the NJ Hirailers. Please join us for this one and enjoy some great trains, fine food and wonderful fellowship with METCA MIGS. If you have your tickets you're all set. If you need tickets, for this great event, they are still \$20 each for TCA and family members with children under 16 years of age no charge. You can mail your check **payable to METCA** with Banquet on the memo line to METCA Banquet c/o Bob Amling, 2023 Coyle St Brooklyn, NY 11229-4013. Please include your TCA number . Please include a LSASE

Mount Arlington Mini Meet..... Scot Kienzlen reports...." Hurricane Sandy came blowing in, and destroyed homes & livelihoods. In northern NJ, this writer was without power for 8 days; a small concern in comparison to others, and my thoughts, concerns and prayers are with those individuals. Consequently, and due to several issues including scheduling conflicts, I'm sorry to say that the Mt.Arlington Mini-meet was canceled. No New date TBA! .Sorry Santa!

Howard Beach showBob Amling tells us that the METCA Show that was scheduled for November 17 at Howard Beach has been postponed due to the effects of Sandy. The St Helens facility as a result of neighborhood flooding and Hurricane damage is being used as a shelter for neighborhood residents. A new date has not been set, TBA.

Specializing in Hard to Find Modern Era Lionel
LionelNation.com
Stuart Rankin
87-25191
Bought - Sold - Traded
www.LionelNation.com

 **The Train-Station**
Mountain Lakes, New Jersey
Est. 1974

David Shaw 12 Romaine Road / PO Box 381
www.train-station.com Mountain Lakes, NJ 07046
973-263-1979 fax: 973-402-6192



This issue has a Christmas Holiday Theme. We recall a time when we had a layout setup during the Christmas Holidays, often under the tree. It's nice to recollect these times. So let's share some memories from our BOD and METCA friends.

Bob Amling

recalls "We never had room for a train under the tree; but in 1980 my son gave me an LGB starter set. For the next 31 years we had trains in the garden from Thanksgiving W/E till Little Christmas. Along the way I built my own Christmas Train using cars from LGB, Lionel, Bachman, REA, and an unknown prototype (the high sided gondola). The gifts on the cars were from tree ornaments decorations, small toys and even Christmas earrings. Here's some of the Christmas train.



Rem Hunnewell .."Here you go. Me and my Dad sometime around 1961-62".... This is classic, a loving dad and a grateful son playing together with a layout under a tinsel bedecked tree. The trains, the tree and the layout are all reminiscent of how we played with Lionel trains in the postwar era



Ben Fioriello ... takes us currentWith NJ HiRailer's Chef Vinny and Miguel.... "These are two sets that we donated to the Paterson School system ". Who knew that Santa is also a great cook!

Mike Casatelli...."This story tells of Christmas, 1953, is essentially true, and it offers my explanation of the extraordinary importance to this hobby of Lionel's postwar Santa Fe F3s, continuously produced for 19 postwar years and frequently re-released in more recent years. Many of you of a certain age will no doubt have memories similar to mine. So, with apologies to Johnny Mercer for corrupting his lyrics, and to Judy Garland for the voice you will undoubtedly hear in your mind ...

..."On the Atchison, Topeka and Santa Fe "...

The New York Central's really swell,
And I guess I like the Pennsylvania just as well,
But my boyhood heart was swept away
By the Atchison, Topeka and Santa Fe.

My mom went down to Macy's store,
Because a salesman told her there was just one more.
So she took the great New York subway
To fetch the locomotives of the Santa Fe.

On the night before that Christmas fell,
She wrapped the heavy boxes that said Lionel.
Then my father placed them 'neath the tree,
So I would know that Santa had remembered me.

I would push that throttle, let 'em go!
The headlight showed the way across the cotton snow.
Through mountains of papier-mache
On the Atchison, Topeka and Santa Fe.

Then I'd sit back on my father's knee
And watch the engines speed the train around the tree.
I would push a button, horn would blow,
And the silver cars would flash by, Vista Domes aglow.

All A-booooard! All A-booooard! What a wonderful thrill
I still feel it back there in my past.
With those wheels a singin' "Westward Ho!"
I never knew that anything could go so fast!

With an ear pressed hard down to the floor,
I'd listen to those mighty diesel engines roar
On the three rail track whose right-of-way
Was my very own division of the Santa Fe.

As a towerman ran down the stairs
To hand the trainmen orders and collect some fares,
A gateman's lantern cleared the way
By keeping toy jalopies off the Santa Fe.

Oh, those War-bonn-ets could cover ground,
But all they really did was run around and round,
Through the plastic towns where I would play
On the Atchison, Topeka and Santa Fe.

From that Christmas day my roster grew.
Now, I've got so many trains I don't know what to do.
And the years have led me far astray
From the Atchison, Topeka and Santa Fe.

Now I'm old and gray and settled down;
Soon I guess I'm gonna' havta' spread my trains
around.
But the ones I'll keep till my dyin' day
Wear the red and silver liv'ry of the Santa Fe.

Whatever holidays you celebrate
I wish you happy ones!

- Mike Casatelli





LIONEL TRAINS AT THE WILMINGTON RAILROAD MUSEUM

By: Carl A. Fabrizi

OVERVIEW... Welcome to the Lionel layout at the Wilmington Railroad Museum. Our museum is located in an 1883 brick warehouse once owned by the Atlantic Coast Line Railroad. The building's foot and a half thick brick walls and huge trussed beams are worth the price of admission by themselves. The Lionel layout is located in the Children's Hall of the museum. The basic dimensions of our display are twelve by twenty feet with two small additions at opposite ends. The layout has two levels. The lower level accommodates two main line loops, plus a Thomas the Tank engine loop and a dogbone trolley line. In addition, we have a ON30 mining spur shuttle as well as a coffee factory point to point operation. On one end of the layout there is a small river and harbor area. A Lionel tugboat and a scratch built barge are tied up at the dock. The upper portion of the railroad displays a dogbone freight line running through a village and farm scene.

We have a number of animated accessories around the layout including a McDonald's hamburger stand, an auto garage, two pairs of crossing gates with bells, and an operating windmill. Sprinkled around the layout are some of the classic Lionel operating accessories: the crossing gate man in the shanty, coal conveyer, traveling gantry crane and a bascule bridge. The buildings are a combination of plastic and wood kits and several scratch built structures. All of the buildings are lighted.

The layout bench work was built from one hundred year old yellow pine shelves salvaged from the Atlantic Coast Line freight office building located across the parking lot from the museum's present location. The bench work is covered with half-inch thick plywood and Homasote. The tracks are mounted on O-scale rubber road bed. We use Atlas three-rail track and switches throughout the layout. The trains are run by pushbuttons mounted to the outside paneling of our bench work. The trains run in four-minute cycles. There are push buttons to operate the McDonald's hamburger stand and gas station. The trolley line is also controlled by a pushbutton. These buttons are mounted at about thirty inches off the floor, which make them easily accessible for the children to use. The bench work sits at three feet off the floor so that the kids can push their noses right up against the glass panels to watch the trains.



PERSONNEL.... Our small group of modelers is supervised by Robert Winkler. Bob brings seventy years of model railroading experience to our Lionel high-rail layout. He got started with Lionel standard gauge in the late 1920's. Before serving the army in World War II, he had built a semi-scale layout. In the mid 1950's he got started in HO scale. Bob has a large HO scale layout in his home complete with an overhead trolley line.

Herman Moeller is another member of our group. Herman helped build the layout and has helped Bob Winkler with wiring and laying the roadbed and track. He got started with Lionel trains in the late 1950's. A career Navy man, Herman used to buy Lionel trains from a hobby shop in Tokyo, Japan while serving aboard an



aircraft carrier. He joined the TCA in 1964 and has been a member ever since. He came to the Wilmington Railroad Museum in 1992. Nick Romano, Bill Bailey and Howard Sprow are also members who contribute their skills to make our operation successful. The author is the chief carpenter and man of all maintenance. Track cleaning a specialty.

OPERATION....The Museum trains run between six and seven hours a day, seven days a week year round. these hours equal a lot of maintenance to keep our trains running smoothly. Pick-up rollers wear out, motors burn, and gears are stripped. The flanges on steam engine driver are worn down to wafer thin before replacement. Since our trains run in a forward direction only, Bob has removed the remote controls from the locomotives and added a direct rectifier circuit (available from Radio Shack) resulting in a one-direction operation the layout Train speed is set on Lionel and HO power packs. The control system is augmented by circuit breakers and reset fuses, preventing motor burnouts from short circuits. Automatic reverse units are installed on the ON30 mining spur and the coffee factory shuttle. The railroad is enclosed with sliding tempered glass panels. These panels are easily removed for layout work and maintenance. There are three access hatches for track cleaning in tunnels and working on areas of the railroad that are inaccessible from our open glass panels.



LOCOMOTIVES AND ROLLING STOCK....The title “Lionel trains” is really an overstatement and should be clarified before continuing. In today’s O-Gauge world, many companies contribute their products to the hobby. Many of today’s market brands can be seen in action on our model railroad. Our premier passenger train is a MTH Atlantic Coast Line streamlined train, pulled by a pair of E-8’s with five ACL streamlined cars exhibiting the classic purple and cream color scheme of the Atlantic Coast Line railroad. We alternate our A-unit diesels for front end power to save on wear and tear on the motors and drive mechanisms. A second set of streamlined passenger cars comes from Williams trains. Our freight trains are hauled by Lionel 4-4-2 Atlantics. These locomotives are the work-horses of our freight engine roster. They are easy to repair and parts are readily available. From time to time we will operate a Lionel Hudson and also a steam turbine on the layout. During the Christmas Season we run a Lionel Berkshire pulling the Polar express on the upper level of the layout. Our freight car fleet consists of products from Lionel, Rail King, MTH, Williams and a few classic O-Scale freight car kits that we display on sidings. The three trolleys used on the layout include a Bowser, a Gorgi trolley on a Bowser motor and drive train, and a MTH trolley.

CONCLUSION.....Operating a model railroad for a museum exhibition is a lot of fun. However, it requires a dedicated staff of volunteer modelers to keep the trains running. Our layout is not very fancy. We don’t have spectacular mountain scenery or fancy track work. What we do have is a toy train Lionel layout that is pleasing to the eye. More to the point, it is a reliable exhibit. The old adage applies, “the simplest design is always the best design” holds true.

I might add that while you are enjoying our Lionel exhibit, you can easily walk through the archway that leads from the Children’s Hall into the HO scale hall. We have the largest HO scale museum layout in North Carolina. In a word, it is “SPECTACULAR.” So the next time you head down to Wilmington to see the great battleship North Carolina, remember to stop off at 505 Nutt Street and check us out. You won’t be disappointed.



Check out our website. www.wrrm.org

Phone 910 763-2634




The Wilmington RR Museum Children’s Layout is a wonderful combination of track plan, toy train accessories, toy and scale trains, scratch building and scale modeling. Check out these additional photos!




The Layout



All Aboard Polar Express




Lionel Bascule Bridge



Harborside



Milk Train



Portal Modelling





Night At The Museum.....From **Steve Musso.....**We are moving ahead with our Night at the Museum events at two different locations. One will be at the NJ Highrailers club in Paterson, NJ with the Largest 3-Rail layout in the United States <http://www.njhighrailers.com/> and the other will be at the Railroad Museum of Long Island in Riverhead, NY in the same room as the Lionel Visitor Center Layout <http://www.rmli.us/RMLI/Welcome.html>. Kids who sign up for one of the locations will build a train layout from making the table to adding track, wiring, adding buildings,

lights and trees and finally running a train on the layout that they just built. The club and METCA members will be teaching the kids all the different aspects of this great hobby. This will be a great way to learn how to make or add to your home layouts. Both events will be early in 2013. Check <http://www.metca.org> for dates as the details are worked out.

Updates on METCA Mint Cars.....

Please see the photos of the 2 (yes, that's right, two) different Mint Cars that we're doing for 2013. Orders are now being accepted but don't delay. They are moving fast. Please see the METCA website for an order form. Go to METCA.org and look in the "merchandise" section for a Division Car order form.



Future Howard Beach shows? ...From **Bob Amling 80-15029,**

... NY METCA Show Dealers and Attendees, Thank you for your participation in METCA's NY shows. Some of you have been with us from that first show in November, 2007. Thank you for giving METCA and myself a chance. I value the friendships that developed during these last five years, and look forward to seeing you at other shows. The following article "**Will There Be a METCA Show In Howard Beach Next Year?**" ran in METCA's Waybill in September 2012. I received "0", ZERO, NADA responses from that article, save one. Gene Simbolt thanked me for acknowledging his help. It was my intention to provide the article to you on November 17, 2012 at Howard Beach. I was then going to ask if any of you would run the show in the future. Hurricane "Sandy" stepped in and changed all that. The offer is still on the table. If any of you or group of you wants to run this show, METCA will support you.

Will There Be a METCA Show In Howard Beach Next Year? Bob Amling 80-15029

*That is up to **You, You, and You.** If you don't know the story, I'll give you a short version. I joined TCA in April 1980 and METCA shortly thereafter. Later in the year 1980, I asked why there weren't any METCA shows in NY. I was told that there was no one to run them. In 1981 I volunteered to run a show in NY. They were not interested. I quit METCA shortly thereafter. Fast Forward to April 2007. The new METCA BOD arranged a Meet n Greet at Nassau Hobby. I approached Scot Kienzlen at that meeting about running a show in NY. We had a plan that afternoon. By the third NY show we found a home in Howard Beach; with a great host, James Baglino and a great organization, the St Helen's HNS. Part of the rush that I got was that I made it happen in the face of many naysayers that told me I would fail. I have enjoyed the help and support of several METCA members that make every show happen. Steve Musso, Bob Del Castillo, Mario Ciliotta, John Belpanno, Sal Buono, Mark Ranzie and his family, Dan Trembinski and the METCA BOD. Joe Jones and Gene Simbolt provide an invaluable service of carrying our flyers to every show they attend. Here is where **You, You and You** come in; I need a break. I feel that I am slowing down and not giving the show my 110% any longer. METCA deserves better than that; so I am looking for a replacement. The old adage "The show must go on" can only happen if **You, You, and You** step up. I'll provide coaching to an interested individual or team. Don't look over your shoulder; **the next show chairman is right there in your mirror.***





FREEPORT NYMETCA held a new show in Nassau County NY, first time at the Freeport Recreational Center. Here are some photos from this event.



The Show is Ready To Open



The Buyers are on the Move



Steve Explains Three Rail to the Train Doctor



Nassau Lionel Operating Engineers Portable layout



Under The Wires

One Last Holiday layout memory

.....You can never be certain about what or who will wind up under your tree this Holiday Season. It looks like Santa "Ben Fioriello" Claus is getting ready for a fun operating session on this Christmas Tree layout.



Have a very Merry and safe Christmas Holiday season with family and those that you love..

May Santa leave you the train that you asked for at some time, under the tree. ,





METCA 51st Anniversary Celebration & Banquet

Jan 5, 2013, 5pm– 10pm At the NJ Hi-Railers

home of the largest 3-Rail layout in the USA and the Tom Snyder Standard Gauge layout and collection

Please join us for an evening of fun, food, friends, and prizes to celebrate the 51st Anniversary of the Metropolitan Division of the Train Collectors Association.

Enjoy a delicious hot buffet banquet, beverages included. All have a chance to WIN one of our Lionel Mint Cars. Participate in our Supreme Raffle & Chinese Auction (FREE tickets included; additional tickets available).

Bring your trains to run on the HUGE layout. Contact Ben to reserve a run time slot.

Only \$20 per person, TCA members and immediate family only (children under 16 years old are free). Seating is limited to the first 100 people to respond.

Please RSVP to: Larry Laskowski, 631-368-4792, laskowsl@optonline.net
or: Ben Fioriello, 646-335-6444, bluelinec4@yahoo.com

Directions to NJ Hi-Railers www.njhirailers.com

185 6th Ave., Paterson, NJ 07524

(evening of event only 973-925-2390)

From Points South

1- Take the Garden State Pkwy to exit 156. Merge onto route 20 North. Continue at [Common]

2- Take the NJ Tpke to exit 16W route 3 West. Take route 3 about 2 miles and take Route 21 North.

Route 21 North becomes Route 20. Continue at [Common]

From Points North

Take the Garden State Pkwy south and exit at Route 80 West. Exit Route 80 at Exit 60 onto Route 20 North. Continue at [Common]

From Point West

Take Route 80 East to Exit 60 Route 20 North. Continue at [Common]

From Points East

Take the George Washington Bridge. Merge onto Route 80 West. Exit at Exit 60 which is Route 20 North. Continue at [Common]

[Common] - Stay on rte 20 and left exit at 5th avenue. Make a left on fifth. Go over the railroad tracks and make the first left onto River Street. Make a right on 6th avenue and we are in the big tan building



METCA 2013 Mint Car Order Form

Metropolitan Division TCA

**METCA
2013 Annual
Division Cars**



Prototype Artwork Shown
final graphics may change



Order NOW – First Come – First Served – Only 500 Available
See website for full car descriptions
www.METCA.org



Prototype Artwork Shown
final graphics may change

**HERITAGE
MINT CAR
SERIES ©**

----- cut here ----- cut here ----- cut here ----- cut here -----

I would like to order _____ Blue Comet Mint Car(s) at \$69.00 each \$ _____

I would like to order _____ Jersey Central Mint Car(s) at \$69.00 each \$ _____

I would like _____ Pair(s) of Blue Comet/Jersey Central Cars (1 of each) at \$129.00/pair \$ _____

For Shipping: each pair counts as 2 cars.

Shipping on First Car (not pair) \$ 9.00 _____

Shipping on Additional Cars is \$4.00 each \$ _____

AK, HI, and Canada add \$5.00. Foreign Orders add \$10.00. (per order) \$ _____

Must provide TCA # _____ - _____ Total \$ _____

Name _____ Phone No. _____

Address _____

City _____ State _____ Zip Code _____

Email Address _____ (WAY)

Mail check payable to:
METCA Division Car
c/o Stuart Rankin
6 Packard Drive
Middletown, NJ 07748